




D E E P  S P A C E

# TERRAFORMERS

## Fissure Sensors

Building Instructions




# Fissure Sensors

## Materials

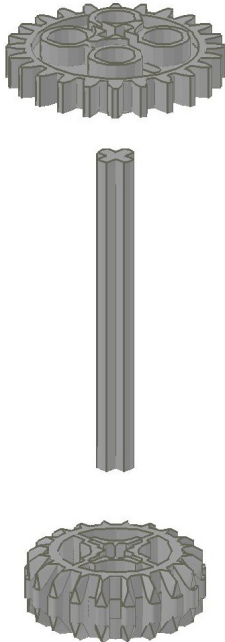
**3X** TECHNIC Axle 5 **A**

**3X** TECHNIC Gear 20 Tooth Double Bevel **B**

**3X** TECHNIC Gear 24 Tooth **C**



One



---

Two

3X

